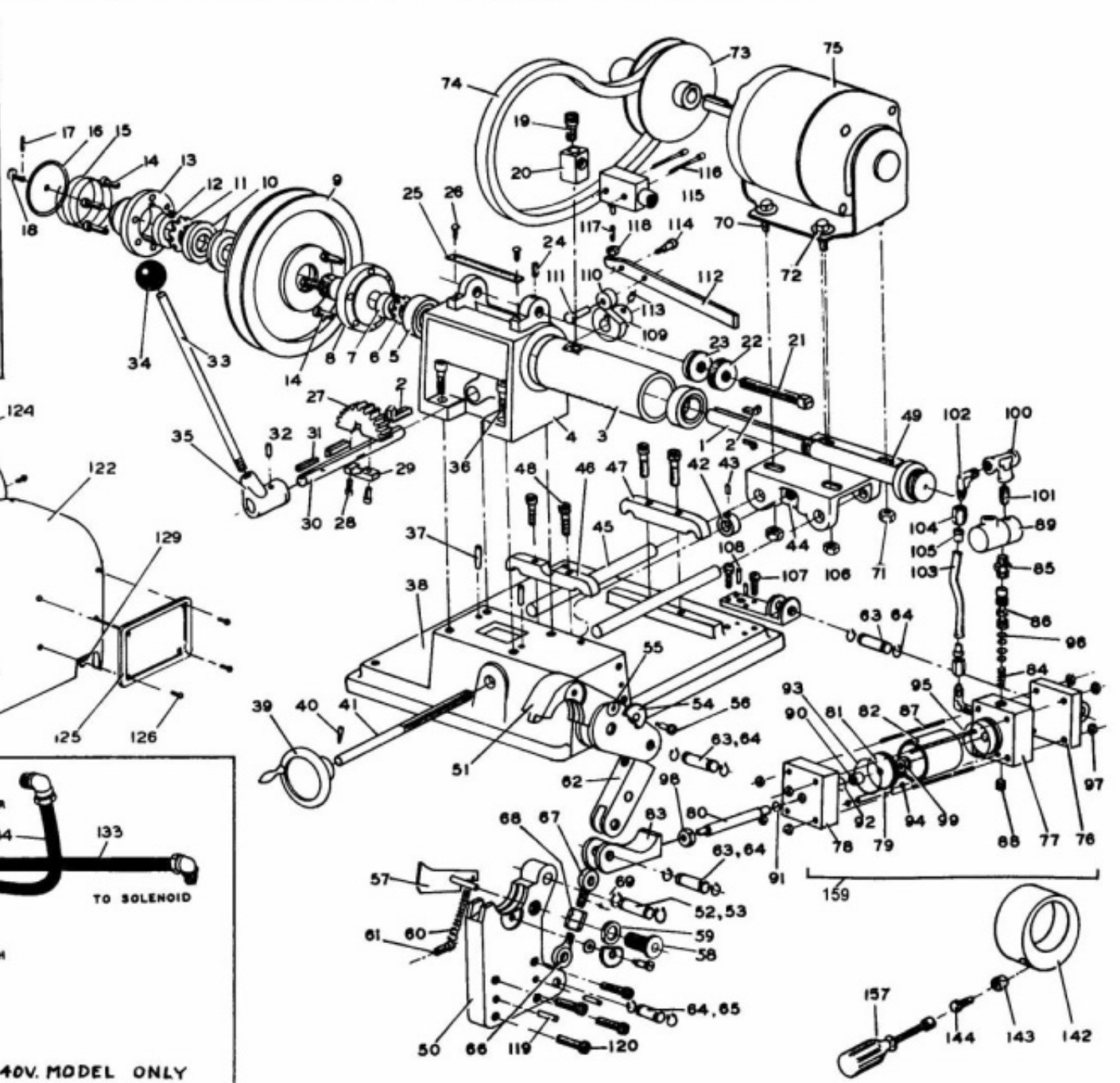
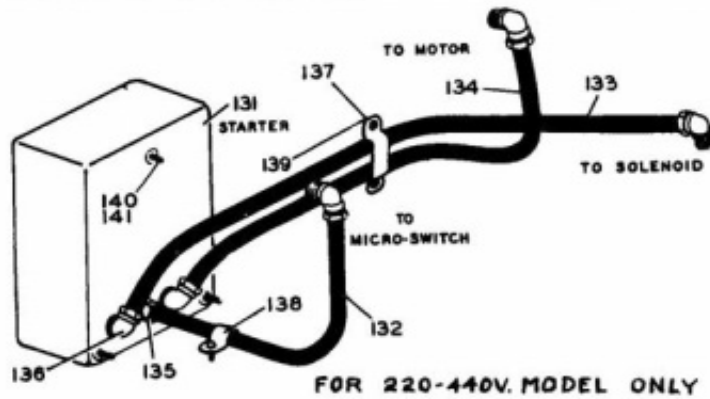
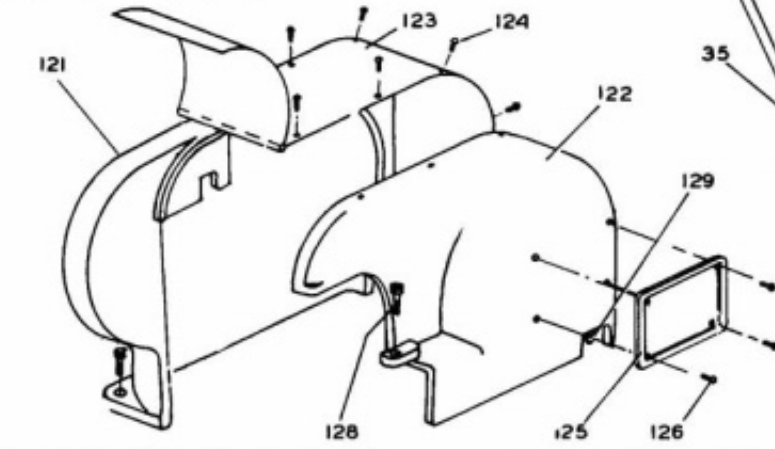
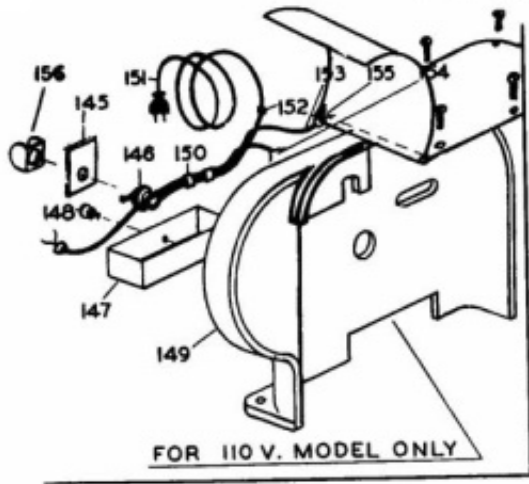


Lakeland Model 232 and P232 Tube End-Finishers



REPLACEMENT PARTS

Index	Part Name	Part Number	Price
1	Spindle	7-452-5	
2	Key (Bent)	7-452-7	
3	Sleeve (Spindle)	7-452-6	
4	Housing (Spindle)	7-452-3	
5	Bearing (Spindle)	55505	
6	Lockwasher (Spindle Bearing)	W-05	
7	Collar (Spindle Bearing)	N-05	
8	Pulley Mount	7-452-31	
9	Pulley (Driven)	7-452-97-1	
10	Bearing (Pulley)	520613	
11	Lockwasher (Pulley Bearing)	W-06	
12	Collar (Pulley Bearing)	N-06	
13	Dog (Spindle)	7-452-84	
14	Hollow Hex Cup Screw (10-32 x 3/8)	514107-0310	
15	Spring (Spindle Return)	7-553-16	
16	Plate (Spindle Spring)	7-553-15	
17	Spring Pin (1/8 x 7/8)	533013-1210	
18	Screw Flat Head (5/16-18 x 3/4)	511113-1011	
19	Cap Screw (1/2-13 x 1/2)	514116-0410	
20	Travel Stop	7-452-15	
21	Screw (Travel Adj.)	7-452-14	
22	Nut (Travel Adj.)	7-452-27	
23	Locknut (Travel Adj.)	7-452-26	
24	Hollow Hex Set Screw (1/4-20 x 3/8)	515512-0610	
25	Scale	7-452-64	
26	Mach. Screw, Round Head (10-32 x 3/8)	511407-0511	

Index	Part Name	Part Number	Price
27	Gear (Spindle Advance)	5-3054-2	
28	Hollow Hex Cap Screw (1/4-20 x 7/8)	514108-0610	
29	Clamp (Gear)	5-3054-3	
30	Shaft (Gear)	7-452-23	
31	Key (3/16 x 1")	2-2869-1-4	
32	Hollow Hex Set Screw (5/16-18 x 3/8)	515514-0610	
33	Handle Rod	7-452-37	
34	Ball (Handle)	7-452-48	
35	Bracket (Handle)	7-452-28	
36	Cap Screw (3/8-16 x 1-1/4)	514112-0910	
37	Dowel Pin (5/16 x 1-1/4)	533211-1610	
38	Base	7-452-4	
39	Hand Wheel	9-262-140	
40	Roll Pin (1/8 x 1")	533013-1410	
41	Screw (Speed Adj.)	7-452-91	
42	Lock Collar (Adj. Screw)	7-452-92	
43	Hollow Hex Set Screw (5/16-18 x 1/4)	515514-0410	
44	Square Nut (5/8-18)	5-255-3	
45	Slide Rod	7-452-90	
46	Clamp (Slide Rod, Front)	7-452-88-1	
47	Clamp (Slide Rod, Rear)	7-452-88-2	
48	Cap Screw (5/16-18 x 1-1/4)	533211-0910	
49	Motor Mount	7-452-95	
50	Vise Jaw Assy	5-3054-4-1	
52	Pin (Movable Jaw)	11-453-8	
53	Snap Ring (Truarc, 5100-75)	533300-0016	
54	Lock Ring (Clamp Block)	7-452-43	

REPLACEMENT PARTS

Index	Part Name	Part Number	Price
55	Spring Washer	7-452-79	
56	Shoulder Screw	7-452-77	
57	Finger (Stop)	4-2656-1	
58	Sleeve (Finger Adj.)	7-452-47	
59	Lock Collar (Finger Adj.)	5-3054-43	
60	Spring (Stop Finger)	7-1840-11-1	
61	Round Head Screw (8-32 x 1/2)	511405-0711	
62	Arm (Operating Clamp)	7-553-17	
63	Pin (Pivot)	11-453-7	
64	Snap Ring	5100-50	
65	Pin (Pivot. Screw Eye)	11-453-6	
66	Screw Eye (Left Hand)	11-453-10	
67	Screw Eye (Right Hand)	11-453-9	
68	Nut (Vise Adj.)	7-553-6	
69	Thread Lock	7-553-7	
70	Hex Head Cap Screw (5/16-18 x 1)	514403-0510	
71	Hex Nut (5/16-18)	516703-0011	
72	Washer	532412-0011	
73	Pulley (Motor)	520657	
74	Belt	520658	
‡ 75	Motor-220/440V 1/2 h.p. Model	540670	
75	Motor-110V 1/2 h.p. Model	8-369-9	
† 76	Pivot Plate	5-3054-19	
† 77	End Cap (Cyl. Closed)	5-3054-9	
† 78	End Cap (Cyl. Open)	5-3054-10	
† 79	Tube (Transfer)	5-3054-11	
† 80	Shaft (Cylinder)	5-3054-12	
† 81	Piston (Cylinder)	12-553-7	
† 82	Cylinder	5-3054-27	
† 83	Clevis (Cylinder)	5-3054-14	
† 84	Spring (Cylinder)	5-3054-32	
† 85	Adapter (Valve)	5-3054-17	
† 86	Valve Piston	5-3054-16	
† 87	Tie Rod, Cylinder	5-3054-18	
† 88	Retainer (Spring)	5-3054-30	
† 89	Valve (Solenoid)	540685	
† 90	Bushing	540686	
† 91	O-ring	SP100-5	
† 92	O-ring	SP100-10	
† 93	O-ring	SP100-29	
† 94	O-ring	SP100-1	
† 95	O-ring	SP100-139	
† 96	O-ring	SP131-6	
† 97	Hex Nut (1/4-20)	516701-0010	
† 98	Nut (3/8-16)	516705-0010	
† 99	Flex Lock Nut	3/8-16 FLN	
† 100	Tee 1/8 MMO	10-2649-59-4	
† 101	Nipple (Pipe, Close)	540687	
† 102	Elbow, 4CTX	10-1648-27-4	
† 103	Tube (1/4 O.D. Valve to Cyl.)	3-1763-15	
† 104	Nut 4BTX	3-2149-3-4	
† 105	Sleeve 4 TX	10-1648-15-4	
† 106	Support (Cylinder)	5-3054-15	
† 107	Cap Screw (1/4-20 x 7/8)	514108-0610	
† 108	Dowel Pin (1/4 x 1)	533217-1410	
109	Cam (Lever, Stop Finger)	5-3054-20	
110	Roller (Lever, Stop Finger)	5-3054-21	
111	Shaft (Roller)	5-3054-22	

Index	Part Name	Part Number	Price
112	Lever (Stop Finger)	5-3054-23	
113	Hollow Hex Set Screw (1/4-20 x 1/4)	515512-0410	
114	Shoulder Screw (1/4 Dia. x 5/8)	514601-0310	
† 115	Micro Switch	540694	
† 116	Round HD Screw (6-32 x 1-1/2)	511404-1510	
† 117	Cap Screw (10-24 x 1)	514106-0810	
† 118	Jam Nut (10-24)	516506-0010	
119	Dowel Pin (5/16 x 1-1/2)	533211-2010	
120	Cap Screw (3/8-16 x 1-3/4)	514112-2010	
‡ 121	Housing (Belt End)	4-1358-11	
† 122	Housing (Vise End)	5-3054-8-2	
123	Cover Assembly (Hinged Lid)	7-452-82	
124	Screw Round Head (8-32 x 1/2)	514112-1110	
125	Name Plate	1-2063-4	
126	Machine Screw Round Head (8-32 x 1/4)	511405-0311	
128	Hollow Hex Cap Screw (5/16-18 x 3/4)	514110-0613	
129	Cap Screw (1/4-20 x 2)	514108-1210	
‡ 131	Magnetic Starter	540713	
‡ 132	Conduit (Micro Switch to Starter)	540695	
‡ 133	Conduit (Valve to Starter)	540696	
‡ 134	Conduit (Motor to Starter)	540697	
‡ 135	Connector (straight)	540699	
‡ 136	Connector (90°)	540698	
‡ 137	Strap, 2 Cable	540700	
‡ 138	Strap, 1 Cable	540701	
‡ 139	Screws (8-32 x 1/4)	511405-0311	
‡ 140	Fillet Head Mach. Screws (10-24 x 5/16)	5x257	
‡ 141	Lockwasher	36x5	
142	Chuck	7-452-13	
143	Lock Collar	7-452-12	
144	Differential Screw	7-452-11	
145	Name Plate	1-2063-4	
146	Switch	520660	
147	Drawer	7-452-21	
148	Drawer Pull	520662	
149	Housing (Belt-End)	7-452-34	
150	Cord Clip	520670	
151	Cord and Plug Assembly	520671	
152	Grommet	CB225	
† 153	Wire (Micro Switch-Solenoid)	520521	
* 154	Wire (To Motor)	560522	
155	Water Tight Connector	560523	
* 156	Switch Guard	11-953-6	
157	Wrench (Spinite 3412 3/8" Hex)	540708	
158	Housing (Vise End)	5-3054-8-1	

* These items for 110V model only.

† These items for P232 model only.

‡ These items for 220/440V model only.

159	Assembly— Air Cylinder	5-3054-26
-----	------------------------	-----------